

REPORT

TO THE COMMUNITY

INDIAN PRAIRIE SCHOOL DISTRICT 204 FALL 2010

Indian Prairie plans a balanced budget for 2010-11

A delay in disbursements and a funding shortfall from the State of Illinois caused District 204 to cut \$21.4 million in order to achieve a balanced budget in 2010-11. Administrators worked to keep the cuts as far away from the classroom as possible, looking at the following areas: delaying expenditures, operational efficiencies, staffing efficiencies, program efficiencies, and revenue enhancements.



Metea Valley High School

The district already operates at the lowest expenditure and with the fewest number of administrators per pupil of any unit district in DuPage County. Even with the district's fiscal efficiencies, the state's current budget crisis created a need for the district to make deep cuts for next year.

The reductions included a pay freeze

across the district, changes in the employee insurance program, delaying new projects in technology and building maintenance, raising class sizes and eliminating teaching positions. Parents also saw an increase in some fees in order to save programs that would otherwise need to be eliminated.

The district also negotiated contracts with its teachers and support staff during 2009-10. Both contracts provided a total savings of \$3.6 million.

Superintendent Kathy Birkett said, "We are in uncharted waters with the state's funding. We must be fiscally responsible to our taxpayers while providing the best educational opportunities for our students. It's critical for us to plan for the state to not fund education as it has in the past."

While the state's budget crisis created challenges, indicators show District 204 has a solid financial foundation. Moody's Investment Services upgraded Indian Prairie's bond rating from Aa2 to Aa1, citing the high quality of the district's overall credit profile and sound financial operations supported by healthy reserves.

The district also anticipates receiving the state's School Financial Profile des-

ignation of "Recognition" in 2010-11. Since 2005, the district has received this highest financial profile score from the state, except for 2009 when it received the second highest rating. The slight dip was due to the start-up expenditures associated with all-day kindergarten.

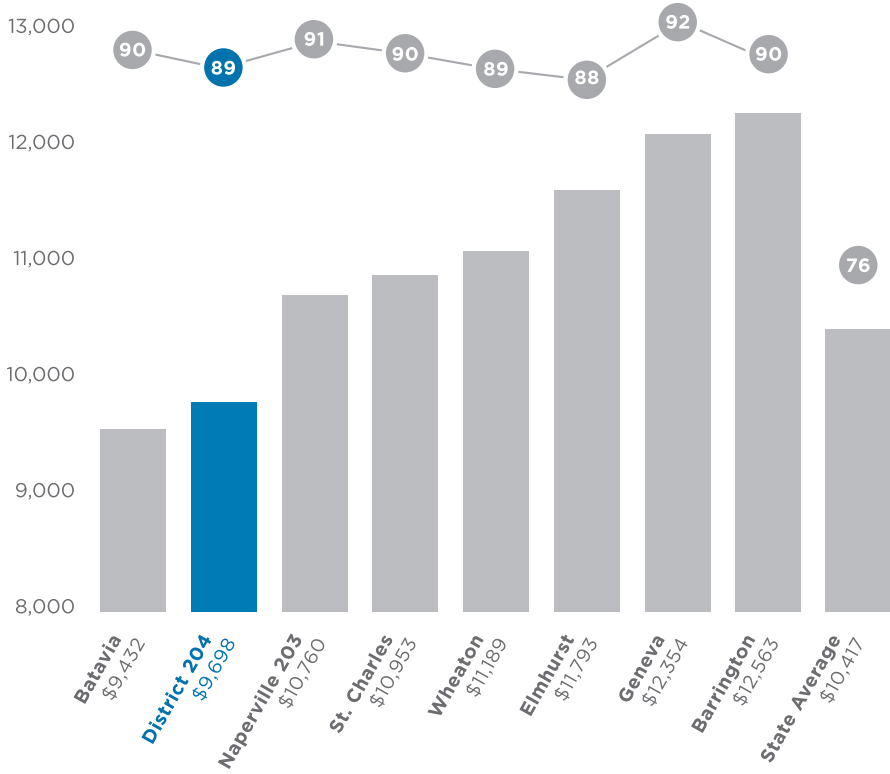
Another significant milestone in 2009-10 was the opening of Fischer Middle School and Metea Valley High School. During the 2006 referendum, the district promised to restructure its bonded debt, lower the bond and interest portion of the tax bill, maintain that lower tax amount over the next 20 years, all while financing the construction of a new high school.

In 2005, the homeowner of an "average" house valued at \$300,000 paid \$730 for the bond and interest portion of his tax bill. Today, that same homeowner will only pay an estimated \$606 in bond and interest for tax year 2010. This is in line with the district's 2006 referendum commitment.

The Metea Valley project received Turner Construction's Team Safety Award for 2009 and also received the Chicago Building Congress merit award.

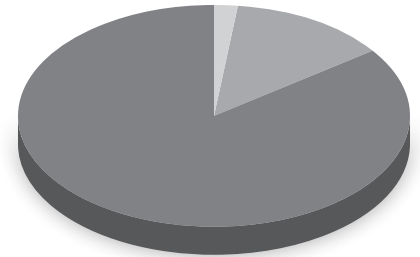
FISCAL RESPONSIBILITY

OVERALL PERFORMANCE IN ALL STATE TESTS VS. OPERATING EXPENDITURE PER STUDENT



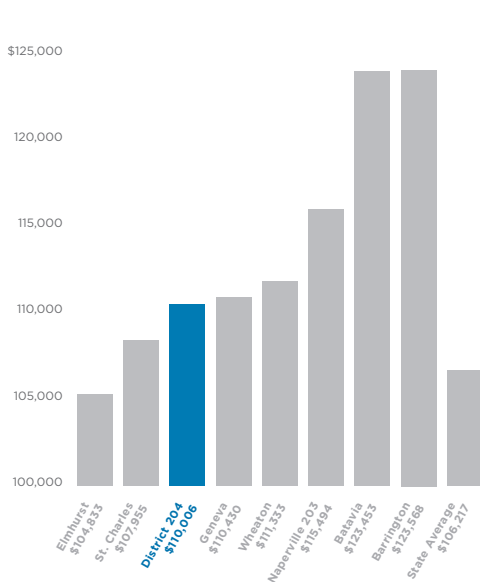
- District 204 spends \$719 less per student than the state average and significantly less than all but one of its benchmark districts. However, District 204 students score significantly higher on standardized tests than the state average, and scores are on par with all benchmark districts.
- District 204 operates with far fewer administrators than most districts. The state average is 202 students for every one administrator. District 204 has 368 students for every one administrator.
- Compared to benchmark districts, District 204's teacher and administrator salaries are on the lower end of the scale.

DISTRICT 204 REVENUE SOURCES

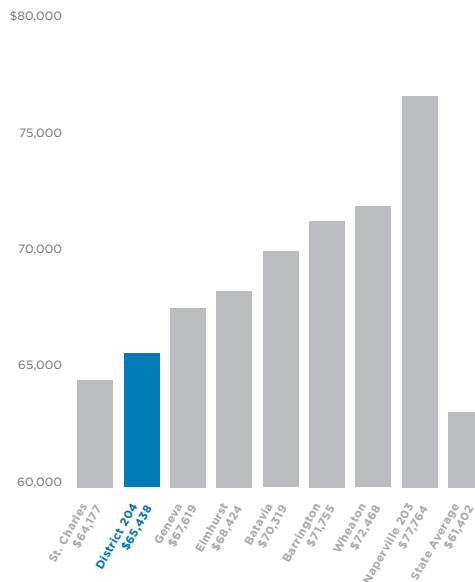


LOCAL 84.2%
State 13.4%
Federal 2.3%

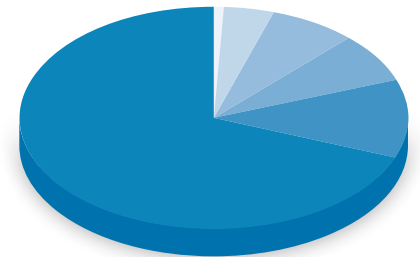
AVERAGE SALARY ADMINISTRATOR



AVERAGE SALARY TEACHER



DISTRICT 204 EXPENDITURES



EDUCATION 67.5%
Bond & Interest 11.9%
Operations 7.4%
Construction 7.2%
Transportation 4.2%
Retirement 1.7%

SOLID ACADEMIC ACHIEVEMENT

As a district, 92.4 percent of students met or exceeded state standards on the Illinois Standards Achievement Test (ISAT) for the combined reading, math and science tests.

MATH SCORES for elementary and middle school students ranged from 92% to 95%.

READING SCORES ranged from 89% in third grade to 93% in eighth grade.

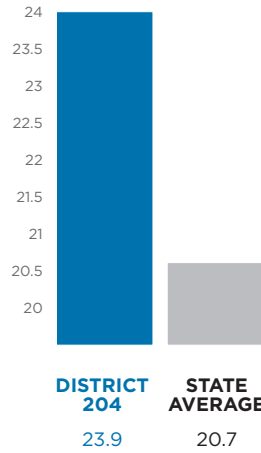
SCIENCE SCORES averaged 92% for fourth- and seventh-grade students.

The district has seen strong growth on ACT scores over the past five years. Today's score of 23.9 is more than a full point higher than the 22.8 score achieved by students in 2005.

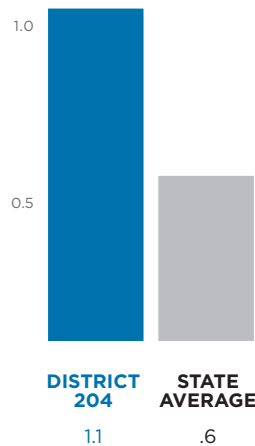
For the second year in a row, one of District 204's middle schools was selected as a U.S. Department of Education National Blue Ribbon School. Crone Middle School joined Gregory Middle School in receiving this honor, which recognizes schools that are academically superior.

The state presented 18 schools with the 2009 Academic Excellence Award as part of the Illinois Honor Roll. This award recognizes schools that have sustained very high academic performance over three years. District 204 is second only to Chicago Public Schools in the total number of schools receiving this honor in 2009.

ACT SCORES 2010

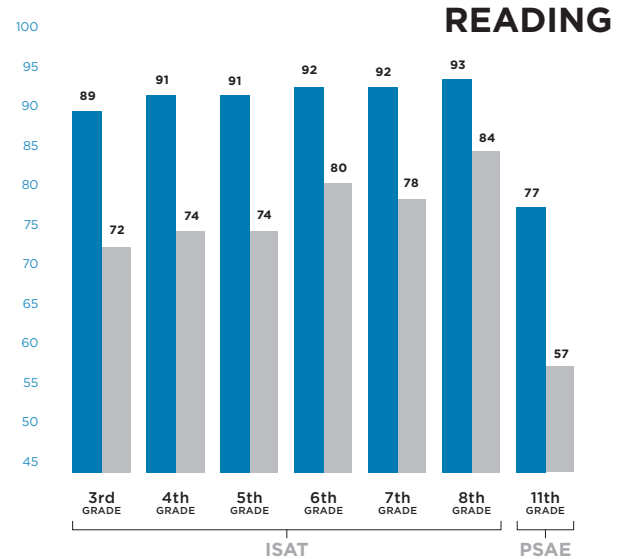
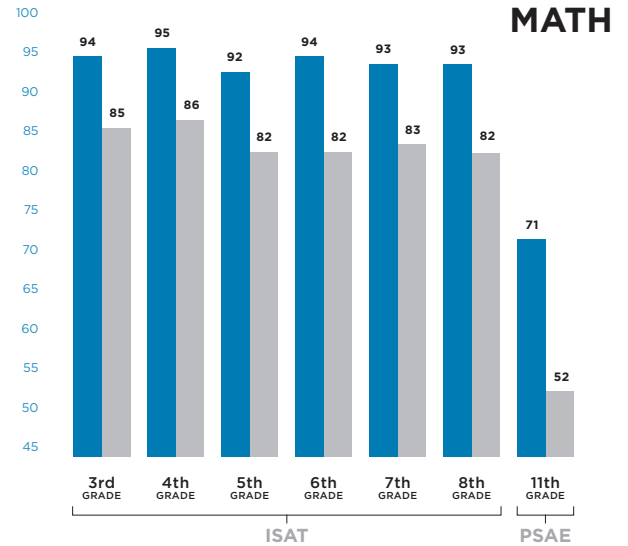


INCREASE IN ACT SCORES 2005-2010

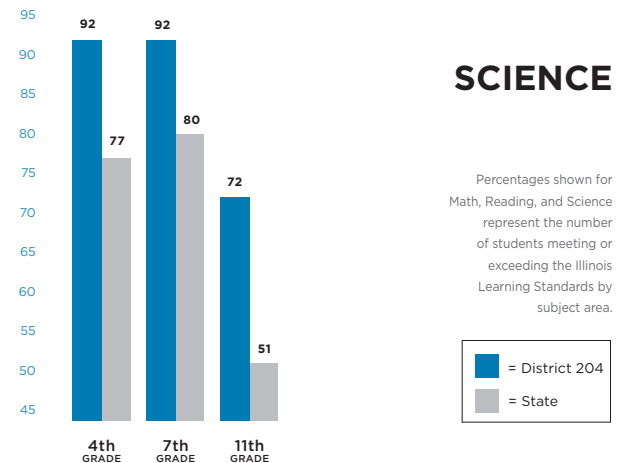
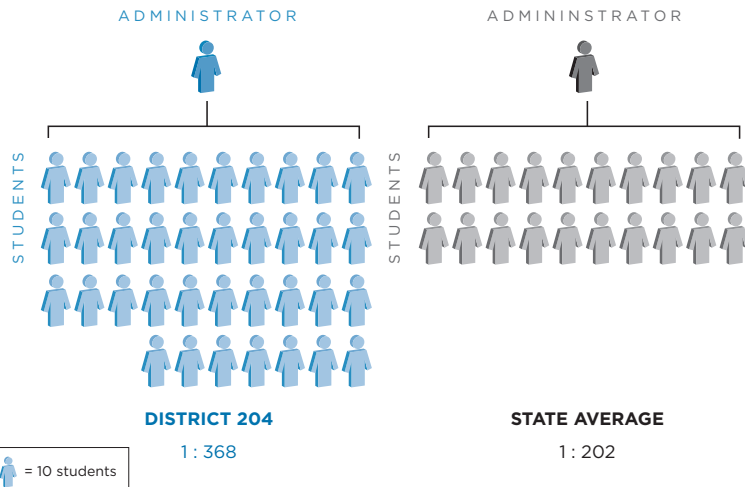


2008-2009 ISAT AND PSAE RESULTS

DISTRICT 204 VS STATE AVERAGE



RATIO OF ADMINISTRATORS TO STUDENTS



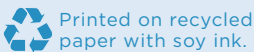
Board of Education

Curt Bradshaw, *President*
Alka Tyle, *Vice President*
Christine Vickers, *Secretary*
Dawn DeSart
Mark Metzger
Cathy Piehl
Susan Rasmus

Dr. Kathy Birkett,
Superintendent

Indian Prairie School District 204

Phone: 630-375-3000
Email: 204-info@ipspd.org
Web: www.ipspd.org



District 204 **SNAPSHOT**

OUR DISTRICT

Third largest district in Illinois
46 square miles
Includes portions of Naperville, Aurora, Bolingbrook and Plainfield

OUR STUDENTS

29,500 Students
62.3% White
17.7% Asian
9.4% Black
7% Hispanic
3.5% Multi-racial
.1% Native American

OUR EMPLOYEES

3,184 Employees
67% Teachers with Master's degree or higher
139 National Board Certified teachers

OUR SCHOOLS

33 Schools total
1 Preschool
21 Elementary schools
7 Middle schools
3 High schools
1 Alternative high school
1 Transitional college program



Indian Prairie School District 204
P.O. Box 3990
Naperville, IL 60567

STAY CONNECTED!

Subscribe to 204 e-News
at www.ipspd.org to have important district information delivered right to your e-mail.

NEW! Watch 204tv.org for district videos on-demand.



NON-PROFIT ORG
US POSTAGE
PAID
PERMIT NO 32
ECRWSS
NAPERVILLE, IL

RESIDENTIAL POSTAL CUSTOMER